

TODAY'S bride

OUR
PREMIER
ISSUE

Outdoor

WEDDING GUIDE

FROM VENUES AND DÉCOR TO DRESSES AND DESSERTS

Photo: Alina Elvins Photography, Planning: Beth Jacobs, Florals: KM Decor & Design



Summer Lovin'

8 TIPS FOR HOSTING THE PERFECT OUTDOOR WEDDING

Is there anything more romantic than an outdoor wedding? The sun shining, the breeze gently blowing your wedding gown, and the candlelit al fresco dinners – outdoor events are truly magical. But guess what? It takes some effort to make that magic happen. When planning an outdoor event, don't forget these helpful tips.



SCOPE OUT THE AREA FOR LIGHT AND SHADE TO FIND THE PERFECT PHOTOGRAPHY SPOTS.



1

START WITH A WEATHER-APPROPRIATE WELCOME DRINK.

On a hot day, have a lemonade stand at the ready. On chillier days, apple cider or hot chocolate is always a nice treat. More and more often, guests are seated for the ceremony with a cocktail in hand. Be sure to have alcoholic and non-alcoholic options.

2

KEEP YOUR GUESTS COMFORTABLE, WHILE ADDING PERFECT LITTLE DETAILS.

Your loved ones aren't packing for a camping trip, so have necessities on hand to battle the elements: fans, water, sunscreen, bug spray, shawls and blankets. Provide enough lighting for pathways and parking areas to keep everyone safe.

3

EMBRACE MOTHER NATURE.

FUNNY THING ABOUT GETTING MARRIED OUTSIDE: THERE ARE LIVING CREATURES THAT INHABIT OUTDOOR ENVIRONMENTS. SO IF YOU AREN'T PREPARED TO DEAL WITH RANDOM BIRDS LANDING ON THE AISLE, OR BEES BUZZING NEAR YOUR BOUQUET, CHOOSE AN INDOOR VENUE.



4

COMMUNICATE WITH YOUR GUESTS ABOUT YOUR OUTDOOR PLANS.

It isn't fair for your family and friends to arrive to your event unaware that it is an outdoor celebration. They need time to prep – proper shoes, appropriate clothing, sunscreen, a hat, maybe a jacket. Also be very clear about where the ceremony is located and how you plan on getting there. Is it a five-minute walk into the woods? Are there golf carts to transport those with mobility issues? Even a short stroll on uneven ground can be tricky for some, so let your guests know what they are in for. The same goes for the reception. Many people would expect it to be indoors, so be clear if you'll be dining under the stars that night.

5

GET A PERMIT. ALWAYS. GET. A. PERMIT.

Thinking a ceremony in a public park or beach is a quick and easy location? Think again. You need a permit to get married almost anywhere.

6

DO YOU HAVE ENOUGH POWER?

Lighting, sound equipment, catering equipment, fans and portable heaters all require electricity, and it's not as simple as plugging them all into an outlet. Figure out if generators are needed, and make your musicians/DJ aware of the power sources that will be available to them.

7

NATURE CALLS, EVEN WHEN YOU'RE OUTDOORS.

Don't forget the bathrooms! One portable washroom might not be enough. Calculate how many you will need, and whether you will require more accessible facilities. You can actually rent really pretty portable washrooms that mimic an indoor setting.

8

Allow your ceremony flowers to pull double duty as your reception décor. A great florist can dismantl a floral arch and turn it into reception arrangements inbetween the events.



outdoor guide | FASHION

Get shorty

Keep it cool in the summer heat with the right dress.

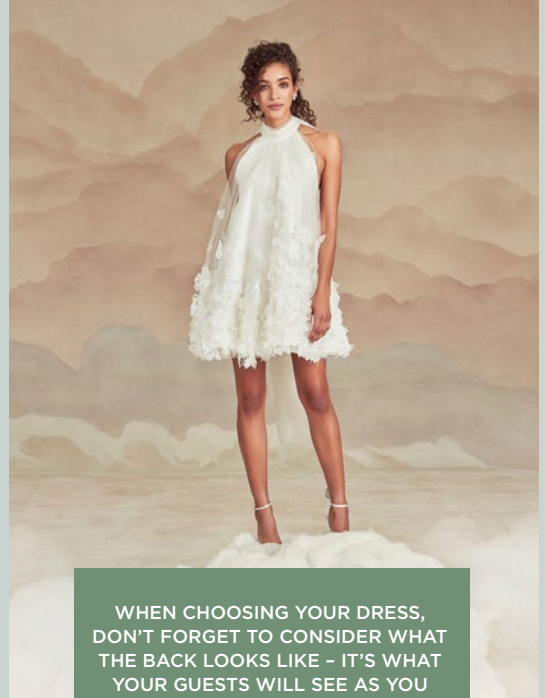
Just because you're having an outdoor wedding, it doesn't mean you can't wear a ballgown or a dress with layers upon layers. But before you go all princess, take the weather into consideration. Yes, you want to be beautiful, but you also want to be comfortable.

There are so many shorty options, with different cuts, materials and styles. And the best part, is that you won't be a sweaty mess if you choose to wear one. Plus, a shorter dress won't end up covered in dirt or grass stains.

If a more elaborate gown is your dream, nothing is stopping you from wearing a showstopper ceremony gown and changing into something shorter for the reception.

One thing to keep in mind with the short dress: the wind! Your guests came to witness your marriage vows. Be sure that's the only show they get!

Ines DiSanto



WHEN CHOOSING YOUR DRESS, DON'T FORGET TO CONSIDER WHAT THE BACK LOOKS LIKE - IT'S WHAT YOUR GUESTS WILL SEE AS YOU WALK DOWN THE AISLE!



Weather will play a big role in choosing your gown. Consider, heat, wind and rain. Make sure you are comfortable, above all else!



Click to filter through our styles and find your dream dress!

@callablanchdress



Location, location, location!

Where will you tie the knot? Winery? Golf course? Choose the right venue that works for you.

FAMILY COTTAGE

THE PROS: It's a comfortable place that evokes plenty of memories. Cottages provide a relaxed, friendly vibe – especially if you add a late-night campfire.

THE CONS: You may feel the need to do more for the event because it is your (or your family member's) property. Hire a planner to take over, so you can relax.

EVENT VENUE OUTDOOR SPACE

THE PROS: Someone is there to look after every little detail and walk you through the planning process. There are typically no surprises with established venues; they know what they are doing!

THE CONS: Having a back-up plan if the outdoor area isn't covered. Sure, there may be indoor space, but that space could be occupied by another wedding. Don't assume you can just go inside, and don't assume your venue has tents, etc. Get a plan B in writing from your venue.

Photo: Alina Elvins Photography, Planning: Beth Jacobs, Venue: Harding Waterfront Estate, Decor: KM Decor & Design, Table Tales, Chair Decor



FURNITURE RENTALS, FLORALS AND DECOR CAN TRANSFORM ANY OUTDOOR SPACE INTO YOUR PERFECT LOCATION. GET CREATIVE.




Golf courses, wineries and barns each come with their own vibe. Choose a venue that works with your personality.

TODAY'S
bride

FOLLOW US
ON SOCIAL MEDIA

@todaysbridemag





When choosing where the ceremony should take place, figure out where the sun will be. You don't want to be squinting the whole time!

THE BEACH

THE PROS: You can't really get more romantic than the beach. People truly dream of this location. Plus, with COVID restrictions loosening in Canada and around the world, we can start planning destination weddings again!

THE CONS: Exchanging rings in the sand is a risk. If you don't trust your clumsy hands, think about saying "I do" on a carpet or platform of some kind so you don't end up digging in the sand for a lost ring.

A BARN

THE PROS: If boho is your vibe, then a barn is an ideal setting for your vows. It gives you an outdoor/indoor combination, which is perfect for unpredictable weather. Plus, if you have a canine best man, he may be welcome at this type of venue!

THE CONS: Chances are, your barn isn't equipped with air conditioning and could get mighty hot. Ask if fans can be provided, or inquire about power supply if you plan on bringing your own fans. Barns can sometimes have access troubles for those with mobility issues. Consider whether or not the parking lot and paths are paved, or if the flooring is finished in the barn itself.

GOLF COURSE

THE PROS: The grounds are immaculate and provide gorgeous backdrops for photography. And the club may include a free round of golf for the wedding party (or a discount) before the wedding day.

THE CONS:

A golf course will always look like a golf course, despite florals and décor. It doesn't provide much of a canvas to give your wedding its own, unique look. There may also be strict noise restrictions (so no musicians or loud cheering).



Beach, please!

The ultimate outdoor celebration is the beach destination wedding. So if you're planning on heading south for your nuptials, here's how to make things go smoothly.



1

APPLY SUNSCREEN FROM DAY

ONE. When your plane lands, apply sunscreen. When you get to your resort, apply sunscreen. Before you leave the room, apply sunscreen. A sunburn can not only ruin your wedding photos, but also ruin your whole trip. The only time you might want to lay low on the sunscreen is on your face for the actual wedding. Some sunscreens can be picked up by cameras, and you don't want to look like a ghost.

2

TOUR YOUR PROPERTY AND CHOOSE THE PERFECT ON-SITE LOCATION FOR THE CEREMONY. If you aren't someone who likes to be the centre of attention, select an area that is free of other guests. A very public place like the beach will encourage (often inebriated) resort guests.

3

WEAR SHOES THAT ARE COMFORTABLE AND WORK WELL IN SAND. Goodbye stilettos, hello flip flops!

4

HAVE HANDKERCHIEFS AT THE READY to wipe sweaty faces during the ceremony.

5

HAVE YOUR CONTINGENCY PLAN IN PLACE. In tropical climates, weather changes on a dime. Mentally prepare yourself for rainy conditions. Either way, you will be getting married in a tropical paradise, so don't feel too badly if your first choice of location has to be moved.

6

TAKE ADVANTAGE OF THE ENVIRONMENT. You came to the beach for a reason! It is romantic and picturesque, so make sure that shows in your photos.

7

TAKE CARE OF YOUR GUESTS. Have plenty of water on hand for the ceremony, along with bug spray and sunscreen. A collection of white umbrellas can be a nice touch and keep your loved ones in the shade.



THE BIG DAY IS COMING

*Celebrating
could be
easy*

Weddings
by PALLADIUM

An elegant chapel, a terrace by the sea,
lush green gardens. Wherever your journey
takes you, Palladium Hotel Group has the
destination you've always dreamed of.

Happily ever afters begin here.

For more information, please contact
your travel professional, visit

PALLADIUMWEDDINGS.COM

or call 1.866.685.8524

TRs
HOTELS


GRAND PALLADIUM
HOTELS & RESORTS

MEXICO | DOMINICAN REPUBLIC | JAMAICA

CARIBBEAN NUPTIALS

FROM BEACH TO BALLROOM



Plan an Unforgettable Tropical Wedding with Grand Palladium Hotels & Resorts and TRS Hotels

The most beautiful beaches in the world await couples planning a Caribbean destination wedding at the all-inclusive Grand Palladium Hotels & Resorts and TRS Hotels in Mexico, Jamaica, and the Dominican Republic, where renowned New York wedding and event planner Karen Bussen can help plan toes-in-the-sand nuptials, a custom-themed ballroom bash, or any type of celebration couples desire.

A wedding coordinator at each resort work with brides and grooms to ensure that every element of their destination wedding lives up to their personal vision, from food and music to decor and location, to the wedding day itself.

Designed by Bussen, the Weddings by Palladium collection features four distinct wedding packages. The Bliss in Bloom wedding theme uses fragrant roses and flowing curtains to add vintage elegance to the ceremony and reception. Hanging ivy and white or fuchsia dendrobium orchids define a dreamy Evermore wedding, with birdcages filled with flowers serving as centerpieces on every table.

The Timeless theme pairs lilies and roses with pearls and crystals to create a wedding day sparkling with love, plus a touch of bling. And for a classic Caribbean beach wedding, the Waves of Love theme combines starfish and seashell decor with sheer curtains unfurling in the ocean breeze, with the path to the altar lined with beach pails filled with baby's breath.

In addition to the eternal beauty of a sunset ceremony on the beach, "fabulously flexible" Weddings by Palladium venue options include resort wedding chapels, gardens, and seaside terraces.

A beach ceremony at the TRS Coral Hotel located in Costa Mujeres, Mexico, for example, can include up to 300 guests, with vows exchanged under a shady pergola with azure Caribbean waves gently lapping behind. For the best of both worlds, the resort's Poseidon reception room combines the comfort of an indoor event with stunning views of the coast and sea through floor-to-ceiling windows. Couples can also go all-out with a stylish ballroom reception accommodating up to 700 guests.

Similarly unique and varied wedding venues are available at the TRS Yucatan Hotel located in the Riviera Maya and the TRS Cap Cana Hotel and TRS Turquesa Hotel located in the Dominican Republic, as well as the Grand Palladium Hotels & Resorts located in Mexico, the Dominican Republic, and Jamaica. Ceremonies are easily tailored to the needs of same-sex couples, and Weddings by Palladium also has special South Asian wedding packages that include traditional mehndi and sangeet parties.

Every one of the adults-only TRS Hotels is paired with a family friendly Grand Palladium Hotels & Resorts property, so the bride and groom can relax in romantic serenity while still offering guests the option of bringing children to celebrate their lifetime of love.

Destination weddings at Grand Palladium Hotels & Resorts and TRS Hotels don't begin and end on the wedding day. With the Weddings by Palladium collection, your entire resort stay becomes part of the celebration, starting with special room rates and upgrades for the bride and groom continuing with private check-in, group dinner reservations at each resort's multiple restaurants, nightly turn-down service, and access to the hydrotherapy area at the Zentropia Palladium Spa & Wellness center.

Breakfast in bed, a sparkling toast after the ceremony, and a unique wedding gift courtesy of your hosts help make a Grand Palladium Hotels & Resorts and TRS Hotels wedding indelible from beginning to end.

For more lasting memories, couples can schedule a twilight photo shoot, an afternoon escape for a catered picnic, or a moonlight dinner for two during their stay. Wedding guests, meanwhile, can enjoy the world-class hospitality of a Grand Palladium Hotels & Resorts and TRS Hotels stay, which includes multiple all-inclusive dining options, endless activities and entertainment, and immersive relaxation at the spa, in the pool, or on the beach.

Weddings
by PALLADIUM

TO LEARN MORE VISIT

WWW.PALLADIUMWEDDINGS.COM





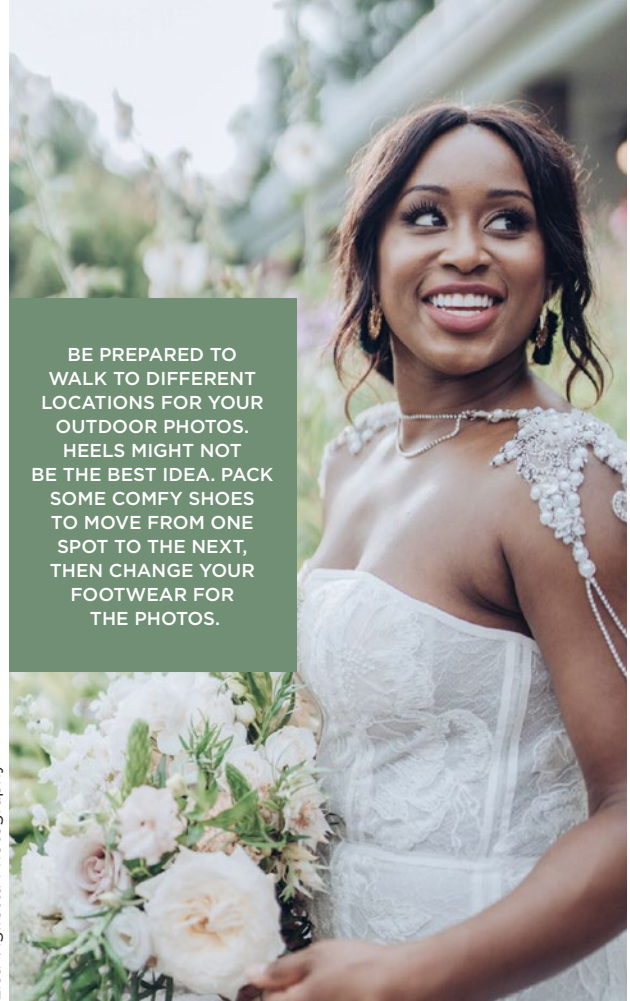
Say cheese

Outdoor wedding photos are gorgeous, but can get tricky. Here's how to get the most out of your outside photo shoot.

GO WITH THE WEATHER: Wind? Hello, beautiful hair shots! Rain? Create a dark, moody and romantic atmosphere. Extra sunny? Make sure your smile matches!

GO TO THE LIGHT: Great photographers have a knack for finding the best light. Ask your photog to tour your venue before your big day to source the best lighting options. Be sure to do the walk-through at the same time of day as your ceremony to get the best feeling.

GO CRAZY: Wedding photos do not have to be stiff and posed. Get loose and have fun – it will show in your photos. Select a photographer you feel comfortable with and who can bring out your inner model.




BE PREPARED TO WALK TO DIFFERENT LOCATIONS FOR YOUR OUTDOOR PHOTOS. HEELS MIGHT NOT BE THE BEST IDEA. PACK SOME COMFY SHOES TO MOVE FROM ONE SPOT TO THE NEXT, THEN CHANGE YOUR FOOTWEAR FOR THE PHOTOS.

Lisa Vigliotta Photography



Photo: Jamie Delaine Photography

Get the latest fashion trends and décor inspiration from the experts at Today's Bride! Plus enter to win fabulous prizes and honeymoon getaways!

TODAY'S  **bride**

SIGN UP FOR OUR

WEDDING
wednesday
NEWSLETTER

VISIT [TODAYSBRIDE.CA](https://todaysbride.ca)

Purple Tree Photography



Let me entertain you

One benefit of an outdoor celebration is the ability to get creative with guest entertainment. There are so many options! So how will you make your wedding stand out from the rest and keep your guests extra happy?



Emily Paints Events, Heather Dietz Photography, Bonafide Events Studio
The Bottled Bronco Mobile Bar, Kyra Jasman Photographer, Hustle & Heart Events

GAME ON!

Cocktail hour is the perfect time to bust out some lawn games like ladder ball, cornhole, bocce ball or horseshoes. It keeps guests busy while you are doing photos or killing time before dinner. For extra fun, provide prizes or trophies for winners...or losers.

MOBILE BARS

These old-school campers and trailers quickly became trendy, and for good reason. They make for cute photo ops and are whimsical and fun. Have bartenders serve signature cocktails or tasty coffees. And did you know they also do marijuana bars now? While you're at it, a food truck is always a crowd pleaser.

BOUNCE AWAY

Bouncy castles aren't just for kids anymore. You can actually rent beautiful white inflatable castles made just for weddings for some child-like fun.

CAMPFIRE SINGALONG

If you're hosting at a cottage or farm, a campfire might be an option (complete with s'mores, of course). To take things up a level, hire a musician who can play some popular songs on acoustic guitar and get everyone singing.

GET ARTSY

An artist who paints the event on canvas in real time is quite a sight to see. Or maybe invest in a caricature artist who can provide your guests with

a take-home portrait. Feeling a little edgier? Have a (temporary) tattoo artist on site to provide a little ink to commemorate the occasion.

GO OUT WITH A BANG

Fireworks are always a great way to cap off a celebration. It doesn't matter how old you are – young and old alike can't help but "oooh" and "ahhh" over a stunning fireworks display. Complete the fun by handing out sparklers to guests.

Things NOT to do:

* Skip the wish lanterns. While floating lanterns are beautiful and truly make a statement, they are fire hazards.

* Balloon drops are fun, but not for the environment. Outdoors, balloons will blow away and find themselves in farmer's fields or lakes.

* Karaoke. While it seems like a good idea, it is often only fun for those who are singing and less entertaining for the audience.




Plan the perfect backyard wedding

A year ago, the phrase “backyard wedding” would conjure up images of red solo cups and flip flops. But now that a pandemic forced us into planning more intimate affairs at our own homes, backyard weddings are more popular than ever, and more beautiful than ever, too. Hosting a backyard wedding doesn’t mean skimping on the details or elegance of a traditional ceremony or reception, you just have to do it right.



Vivian Ng Photography



Young Glass Photography, Tufts and Toile

START WITH A PLANNER. Just because the wedding is at your house doesn’t mean someone else can’t plan it. You deserve a stress-free event, and a planner knows everything about permits, rentals and logistics. Your job should only be to get married.

GO DÉCOR CRAZY. A backyard wedding doesn’t have to be simple. Rentals should be top of mind, with tables, chairs, signage, archways, linens and tableware. You can also rent flooring for the ceremony aisle or post-dinner dance party. Don’t treat this as a barbecue – treat it as a once-in-a-lifetime celebration.

LIGHT THINGS UP – BIGTIME. Evening events become magical with the right lighting. When you think

you’ve assembled enough strings of mini lights, lanterns and candles, add a few more. For some extra-fun illumination options, rent some neon signs as a backdrop for photos, or to label the bar area or dance floor.

BRING IN A LANDSCAPER a few weeks before to be sure your lawn and gardens are at the top of their game. Ask your florist what they can do to dress up your existing plants (like floral garlands hanging from trees, for example).

WARN YOUR NEIGHBOURS about the excess noise they can expect. Or better yet, invite them to the party. Neighbours are much less likely to call in a noise complaint if they are part of the fun.

CHECK YOUR HOMEOWNER’S INSURANCE to be sure you are covered for any unexpected snafus that may require coverage. Also be sure you have a permit to host the gathering.

Is there enough parking on your street?

IF NOT, LET YOUR GUESTS KNOW THAT CARPOOLING OR UBERING IT IS THEIR BEST BET.

RapidLash[®] MD

EYELASH AND EYEBROW ENHANCING SERUM

FULLER, THICKER & LONGER LASHES IN JUST 4 WEEKS!*



GUARANTEED RESULTS IN JUST 1 TUBE!

*Based on Consumer Research Studies

RapidLash is available at Shoppers Drug Mart, London Drugs, Jean Coutu and other fine retailers across Canada.